

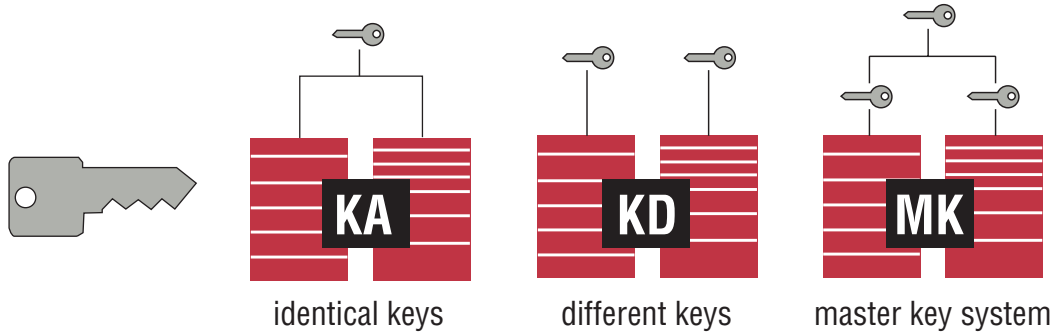


In order to ensure the security of work tools, it is important for them to be locked as required. Rousseau offers you a choice in the management of your keys. For example, if you have independent units that require different keys, or if you require different access depending on the user, we have three key types to choose from. There is the "identical key" (KA), the "different key" (KD), and the master key system (MK).



Specify the type of key desired : KA, KD, or MK.



Products below need a key code when a lock is required :

Proposals :

- Heavy-Duty Modular Cabinet (R5A)
- Heavy-Duty Mobile Cabinet (R5B)
- Stacking Cabinet (R5H)
- Sink Cabinet (R5T)
- Light-Duty Cabinet (WS30)
- Light-Duty Mobile Cabinet (WSA)
- Hanging Side Cabinet (R5Q)
- Multi-Drawer Cabinet (R5E)
- Mobile Multi-Drawer Cabinet (R5G)
- Drawer Unit (WS34)
- Wall-Mounted Computer Cabinet and Housing (R5M)
- Computer Cabinet (R5J)

Components and Accessories :

- Integrated Sliding Door or with Frame, Solid or Glass (RB50 / RB51 / RB55 / RB56 / WS60 / WS61)
- Single Integrated Door or with Frame, Solid or Glass (RB30 / RB31 / RD10 / RD11 / RD50)
- Double Integrated Door or with Frame, Solid or Glass (RB35 / RB36 / RB45 / RB46 / RD15 / RD16 / SH40 / SH42)
- Door for WS Cabinet (WS32)
- Flipper Door (RD20 / SH85)
- Vertical Security Bar (RB10 / RE80 / WS38)
- WS Door and Drawer Locks (HA08 / HA10)
- Central Locking System (L3)
- Heavy-Duty Drawer Lock (L3)
- Heavy-Duty Cabinet and Stacking Cabinet Housing (RA30)
- Storage Cabinet (WM75)
- Slope Top (RC30)

NOTE Please contact your customer service representative for questions regarding the different key types. They will be happy to advise you.

NOTE All items with a lock need to have a key code, the list above is only a reference.