

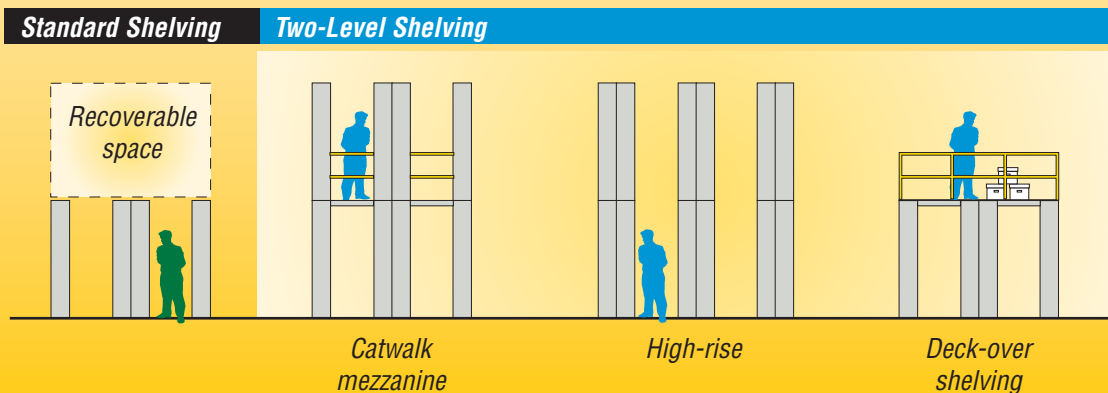


## TWO-LEVEL SHELVING

Experiencing lack of space? ... Before building on an addition, think about Rousseau two-level shelving. It allows you to increase efficiency by using the space you already have to the maximum : in height, width and depth.


Our specialists will suggest solutions to get around all of the obstacles in your path : construction support beams, columns, doors, ventilation conduits, etc.

Rousseau two-level shelving will maximize your storage by combining shelving, modular drawers and Mini-Racking and adapting it to your inventory. Store all of your parts in a small area and reduce wasted time moving through your inventory to find parts.



# Two-Level Shelving

**Expertise that Leaves Nothing to Chance**



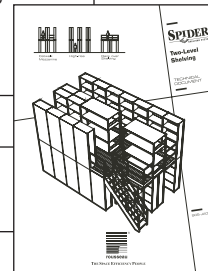
## IMPORTANT

The two-level shelving system is subject to standards and recommendations in earthquake-prone regions.  
 Rousseau project managers are available to assist you in determining your shelving and sway bracing for two-level shelving system projects.  
 Call Rousseau's sales department and request the assistance of one of our project managers.

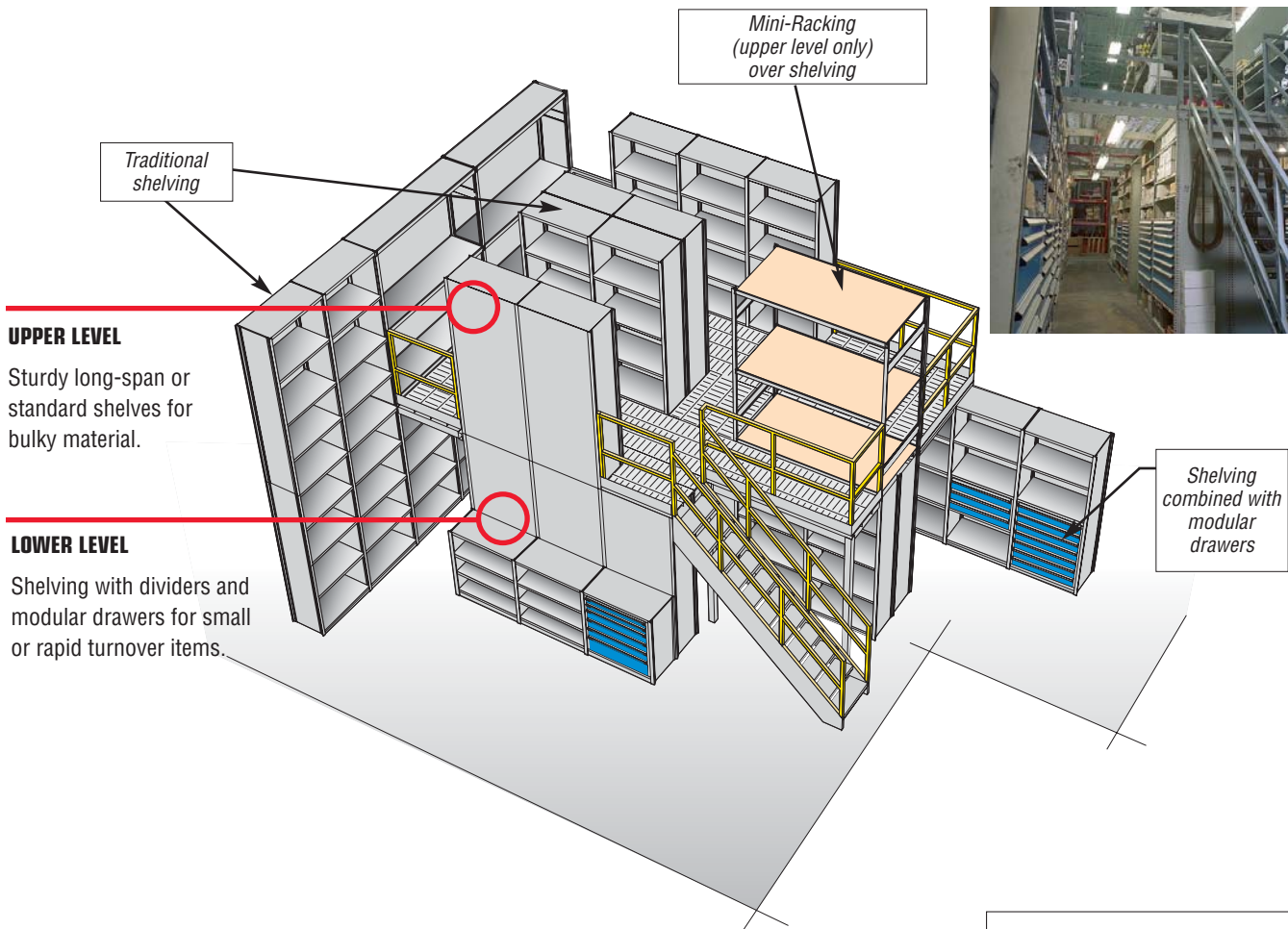


## NOTE

For technical specifications, please refer to technical document S05 Two-Level Shelving.



## Applications



## NOTE

Stairs, guardrails and ramps not provided by Rousseau.